




|   |   |  |
|---|---|--|
| <b>2025 SOUL S</b><br>MODEL/OPT.CODE: B2532 / 010<br>EXTERIOR COLOR: SNOW WHITE PEARL<br>INTERIOR COLOR: BLACK<br>VEHICLE ID NUMBER: KNDJ23AU4S7953516<br>PORT OF ENTRY: PUGET SOUND  | <div> <div>Sold To: MO022</div> <div>Ship To: MO022</div> </div> <div> <div>Jim Butler Kia</div> <div>722 LONG ROAD CROSSING</div> <div>CHESTERFIELD MO 63005</div> </div>  | <div>  </div>   |
| <div>STANDARD FEATURES</div> <div> <div>STANDARD LX FEATURES</div> <div>MECHANICAL</div> <div>2.0L 4-Cyl Engine</div> <div>Intelligent Variable Automatic Transmission</div> <div>Drive Mode Select</div> <div>ADVANCED DRIVER-ASSISTANCE SYSTEMS</div> <div>Forward Collision-Avoidance Assist</div> <div>Lane Following Assist</div> <div>Lane Keeping Assist</div> <div>Driver Attention Warning</div> <div>High Beam Assist</div> <div>SAFETY</div> <div>Dual Front Advanced Airbags</div> <div>Dual Front Seat-Mounted Side &amp; Full-Length Curtain Airbags</div> <div>Electronic Stability Control</div> <div>Hill-Start Assist Control</div> <div>Tire Pressure Monitoring System</div> <div>INTERIOR, COMFORT &amp; CONVENIENCE</div> <div>8" Touchscreen w/ Android Auto &amp; Apple CarPlay</div> <div>Rear View Camera</div> <div>USB Multimedia Port</div> <div>Air Conditioning</div> <div>Power Windows, Door Locks &amp; Outside Mirrors</div> <div>Remote Keyless Entry</div> <div>Steering Wheel Controls (Bluetooth/Audio/Cruise)</div> <div>Tilt &amp; Telescopic Steering Column</div> <div>Center Console w/ Armrest and Storage Bin</div> <div>60/40 Split-Folding Rear Seats</div> <div>Rear Occupant Alert</div> <div>EXTERIOR</div> <div>16" Steel Wheels with Wheel Covers</div> <div>Roof Rack Ready (Mounting Points)</div> <div>Auto-On/Off Headlights</div> <div>Rear Privacy Glass</div> <div>Compact Spare Tire</div> <div>WARRANTY</div> <div>10 Year/100,000 Mile Limited Powertrain Warranty</div> <div>5 Year/60,000 Mile Limited Basic Warranty</div> <div>5 Year/60,000 Mile Roadside Assistance</div> </div> | <div>MANUFACTURER'S SUGGESTED RETAIL PRICE ▶</div> <div> <div>COMPARE S FEATURES</div> <div>Added to/in place of standard LX features</div> <div>- Alloy Wheels</div> <div>- Blind-Spot Collision-Avoidance Assist</div> <div>- Rear Cross-Traffic Collision-Avoidance Assist</div> <div>- 10.25" Touchscreen Display w/Navigation</div> <div>- Kia Connect w/Comp 3-Yr Trial.* Where Available**</div> <div>- SIRIUSXM® w/Free 3-Mo. Subscription*</div> <div>- Power Driver's Seat w/ Power Lumbar</div> <div>- Smart Key w/ Push Button Start</div> <div>- Wireless Phone Charger</div> <div>- Dual-Zone Automatic Climate Control</div> <div>- Rear USB Charge Ports</div> <div>ADDITIONAL INSTALLED EQUIPMENT:</div> <div>(In addition to or in place of standard features)</div> <div>Snow White Pearl Paint</div> <div>Carpeted Floor Mats</div> <div>Cargo Net</div> <div>Mud Guards</div> <div>MSRP INCLUDING OPTIONS</div> <div>INLAND FREIGHT AND HANDLING</div> <div>TOTAL MANUFACTURER'S SUGGESTED RETAIL PRICE ▶</div> </div> <div> <div>\$ 22,990.00</div> <div> <div>Included</div> <div>Included</div> <div>Included</div> <div>Included</div> <div>Included</div> <div>Included</div> <div>Included</div> <div>Included</div> <div>Included</div> <div>Included</div> <div>Included</div> <div>Included</div> <div>Included</div> <div>Included</div> <div>Included</div> <div>\$345.00</div> <div>\$175.00</div> <div>\$55.00</div> <div>\$135.00</div> <div>\$ 23,700.00</div> <div>\$ 1,395.00</div> <div>\$ 25,095.00</div> </div> </div> | <div> <div>EPA DOT</div> <div>Fuel Economy and Environment</div> <div>Gasoline Vehicle</div> <div> <div>Fuel Economy</div> <div> <div>30 MPG</div> <div>combined city/hwy</div> <div>27 city</div> <div>33 highway</div> <div>3.3 gallons per 100 miles</div> </div> <div> <div>SMALL STATION WAGONS range from 21 to 52 MPG. The best vehicle rates 140 MPGe.</div> </div> <div> <div>You save \$750 in fuel costs over 5 years compared to the average new vehicle.</div> </div> <div> <div>Annual fuel cost \$1,750</div> <div> <div>Fuel Economy &amp; Greenhouse Gas Rating (tailpipe only)</div> <div>Smog Rating (tailpipe only)</div> </div> <div> <div>This vehicle emits 302 grams CO<sub>2</sub> per mile. The best emits 0 grams per mile (tailpipe only). Producing and distributing fuel also create emissions; learn more at fueleconomy.gov.</div> </div> <div> <div>Actual results will vary for many reasons, including driving conditions and how you drive and maintain your vehicle. The average new vehicle gets 28 MPG and costs \$9,500 to fuel over 5 years. Cost estimates are based on 15,000 miles per year at \$ 3.50 per gallon. MPGe is miles per gasoline gallon equivalent. Vehicle emissions are a significant cause of climate change and smog.</div> <div> <div>fueleconomy.gov</div> <div>Calculate personalized estimates and compare vehicles</div> </div> <div> <div>Smartphone QR Code</div> <div>  </div> </div> </div> <div> <div>GOVERNMENT 5-STAR SAFETY RATINGS</div> <div> <div>Overall Vehicle Score</div> <div> <div>★★★★</div> <div>Based on the combined rating of frontal, side and rollover. Should ONLY be compared to other vehicles of similar size and weight.</div> </div> <div> <div>Frontal</div> <div>Driver</div> <div>★★★★★</div> <div>Crash</div> <div>Passenger</div> <div>★★★★</div> <div>Based on the risk of injury in a frontal impact. Should ONLY be compared to other vehicles of similar size and weight.</div> <div>Side</div> <div>Front seat</div> <div>★★★★★</div> <div>Crash</div> <div>Rear seat</div> <div>★★★★★</div> <div>Star ratings based on the risk of injury in a side impact.</div> <div>Rollover</div> <div>★★★★</div> <div>Star ratings based on the risk of rollover in a single-vehicle crash.</div> </div> <div> <div>Star ratings range from 1 to 5 stars (★★★★★) with 5 being the highest.</div> <div>Source: National Highway Traffic Safety Administration (NHTSA).</div> <div>www.safercar.gov or 1-888-327-4236</div> <div> <div>Manufacturer's suggested retail price includes Manufacturer's recommended pre-delivery service. License and title fees, state and local taxes and other dealer installed options and accessories are not included in the manufacturer's suggested retail price.</div> </div> </div> <div> <div>PARTS CONTENT INFORMATION</div> <div> <div>FOR VEHICLES IN THIS CAR LINE U.S./CANADIAN PARTS CONTENT: 1 %</div> <div>MAJOR SOURCES OF FOREIGN PARTS: KOREA: 90%</div> <div>NOTE: PARTS CONTENT DOES NOT INCLUDE FINAL ASSEMBLY, DISTRIBUTION, OR OTHER NON-PARTS COSTS.</div> <div>FOR THIS VEHICLE FINAL ASSEMBLY POINT: GWANGJU, KOREA</div> <div>COUNTRY OF ORIGIN</div> <div>ENGINE (MOTOR): KOREA</div> <div>TRANSMISSION: KOREA</div> </div> </div> </div></div></div></div></div> |
| <div>*Additional terms and conditions apply.</div> <div>**Kia Connect may be currently unavailable for some Model Year 2022 and newer vehicles sold or purchased in Massachusetts; please see owners.kia.com for more information.</div> <div>NOTE: When you purchase this vehicle, Kia America, Inc. collects personal information you provide to the dealership. For information on our collection and use of personal information and your rights, please see our Privacy Policy on www.kia.com.</div>   | <div>TOTAL ADDITIONAL WEIGHT: 7.2</div> <div>  </div>   |  |